





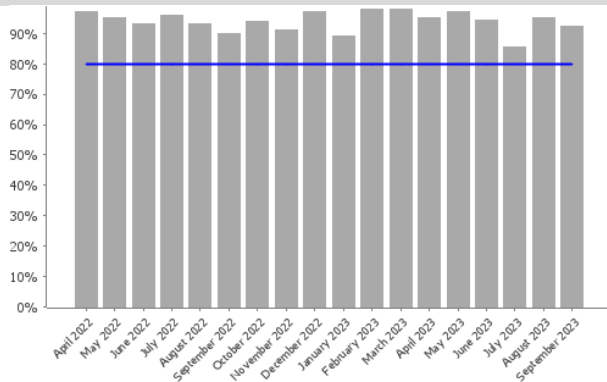

## Performance Report – Development & Conservation Portfolio


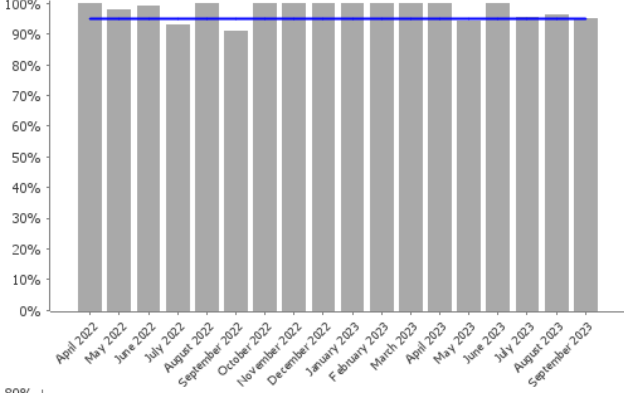


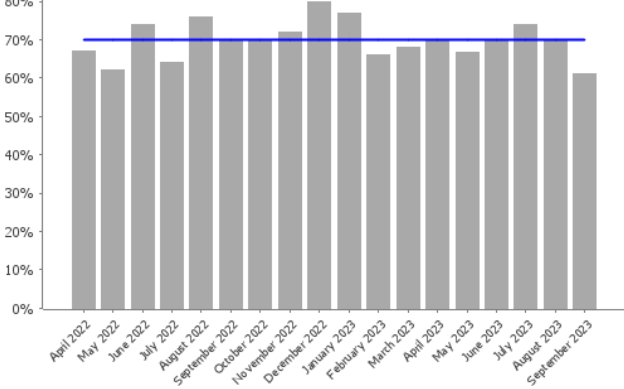

**Key:**

 Green – Performance is at or above target

 Amber – Performance is less than 10% below target

 Red – Performance is 10% or more below target

Code	Short Name	Current Value	Current Target	Current Status	Performance Chart	Year to date Value	Year to date Target	Year to date Status
LPI_BC 01	Percentage of full plans / Building Notices acknowledged within 3 working days	92.3%	80%			93.3%	80%	

Code	Short Name	Current Value	Current Target	Current Status	Performance Chart	Year to date Value	Year to date Target	Year to date Status
LPI_BC 02	Percentage of full plans checked within 15 working days	95.2%	95%			96.9%	95%	
LPI_BC 03	Market Share	61.3%	70%			68.6%	70%	

Code	Short Name	Current Value	Current Target	Current Status	Performance Chart	Year to date Value	Year to date Target	Year to date Status
LPI_DM 007a	Processing of planning applications: Major applications in 13 weeks	100%	80%	✔		100%	80%	✔
LPI_DM 007b	Processing of planning applications: Minor applications in 8 weeks	92.1%	80%	✔		91.8%	80%	✔

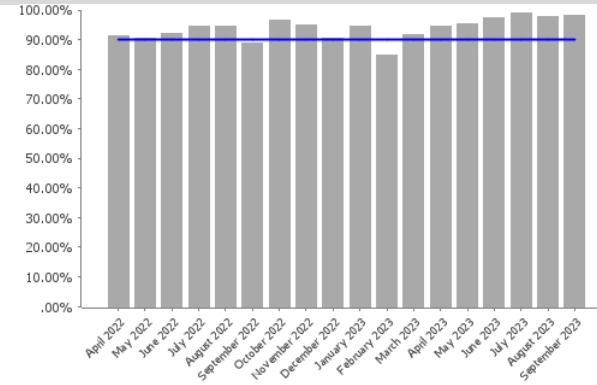
Code	Short Name	Current Value	Current Target	Current Status	Performance Chart	Year to date Value	Year to date Target	Year to date Status
------	------------	---------------	----------------	----------------	-------------------	--------------------	---------------------	---------------------

LPI\_DM 007c

Processing of planning applications: Other applications in 8 weeks

98.2%

90%



97%

90%

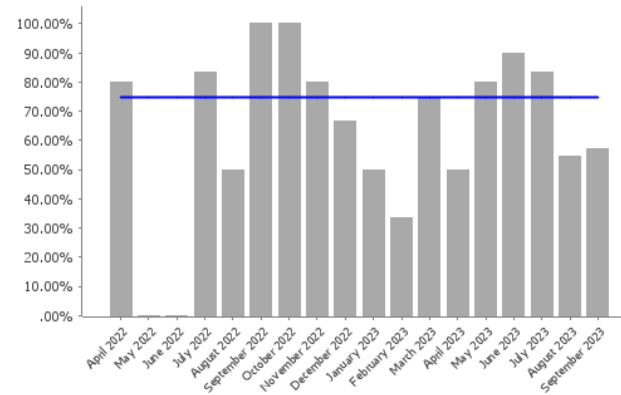


LPI\_DM 009

Percentage of appeals against planning application refusal dismissed

57.1%

75%



66%

75%



Code	Short Name	Current Value	Current Target	Current Status	Performance Chart	Year to date Value	Year to date Target	Year to date Status																																						
LPI_DMV 01	Average number of days taken to validate a planning application	3.3	5	✔	<table border="1"> <caption>Monthly Average Days to Validate Application</caption> <thead> <tr> <th>Month</th> <th>Average Days</th> </tr> </thead> <tbody> <tr><td>April 2022</td><td>5.1</td></tr> <tr><td>May 2022</td><td>8.1</td></tr> <tr><td>June 2022</td><td>7.7</td></tr> <tr><td>July 2022</td><td>5.8</td></tr> <tr><td>August 2022</td><td>5.2</td></tr> <tr><td>September 2022</td><td>5.9</td></tr> <tr><td>October 2022</td><td>7.7</td></tr> <tr><td>November 2022</td><td>5.5</td></tr> <tr><td>December 2022</td><td>6.6</td></tr> <tr><td>January 2023</td><td>6.8</td></tr> <tr><td>February 2023</td><td>6.9</td></tr> <tr><td>March 2023</td><td>5.9</td></tr> <tr><td>April 2023</td><td>4.6</td></tr> <tr><td>May 2023</td><td>3.6</td></tr> <tr><td>June 2023</td><td>4.3</td></tr> <tr><td>July 2023</td><td>4.1</td></tr> <tr><td>August 2023</td><td>4.9</td></tr> <tr><td>September 2023</td><td>3.3</td></tr> </tbody> </table>	Month	Average Days	April 2022	5.1	May 2022	8.1	June 2022	7.7	July 2022	5.8	August 2022	5.2	September 2022	5.9	October 2022	7.7	November 2022	5.5	December 2022	6.6	January 2023	6.8	February 2023	6.9	March 2023	5.9	April 2023	4.6	May 2023	3.6	June 2023	4.3	July 2023	4.1	August 2023	4.9	September 2023	3.3	4.1	5	✔
Month	Average Days																																													
April 2022	5.1																																													
May 2022	8.1																																													
June 2022	7.7																																													
July 2022	5.8																																													
August 2022	5.2																																													
September 2022	5.9																																													
October 2022	7.7																																													
November 2022	5.5																																													
December 2022	6.6																																													
January 2023	6.8																																													
February 2023	6.9																																													
March 2023	5.9																																													
April 2023	4.6																																													
May 2023	3.6																																													
June 2023	4.3																																													
July 2023	4.1																																													
August 2023	4.9																																													
September 2023	3.3																																													
LPI_DMV 02	Percentage of planning applications submitted and received electronically	96%	80%	✔	<table border="1"> <caption>Monthly Percentage of Applications Submitted Electronically</caption> <thead> <tr> <th>Month</th> <th>Percentage</th> </tr> </thead> <tbody> <tr><td>April 2022</td><td>96.0%</td></tr> <tr><td>May 2022</td><td>96.0%</td></tr> <tr><td>June 2022</td><td>96.0%</td></tr> <tr><td>July 2022</td><td>96.0%</td></tr> <tr><td>August 2022</td><td>96.0%</td></tr> <tr><td>September 2022</td><td>96.0%</td></tr> <tr><td>October 2022</td><td>96.0%</td></tr> <tr><td>November 2022</td><td>96.0%</td></tr> <tr><td>December 2022</td><td>96.0%</td></tr> <tr><td>January 2023</td><td>96.0%</td></tr> <tr><td>February 2023</td><td>96.0%</td></tr> <tr><td>March 2023</td><td>96.0%</td></tr> <tr><td>April 2023</td><td>96.0%</td></tr> <tr><td>May 2023</td><td>96.0%</td></tr> <tr><td>June 2023</td><td>96.0%</td></tr> <tr><td>July 2023</td><td>96.0%</td></tr> <tr><td>August 2023</td><td>96.0%</td></tr> <tr><td>September 2023</td><td>96.2%</td></tr> </tbody> </table>	Month	Percentage	April 2022	96.0%	May 2022	96.0%	June 2022	96.0%	July 2022	96.0%	August 2022	96.0%	September 2022	96.0%	October 2022	96.0%	November 2022	96.0%	December 2022	96.0%	January 2023	96.0%	February 2023	96.0%	March 2023	96.0%	April 2023	96.0%	May 2023	96.0%	June 2023	96.0%	July 2023	96.0%	August 2023	96.0%	September 2023	96.2%	96.2%	80%	✔
Month	Percentage																																													
April 2022	96.0%																																													
May 2022	96.0%																																													
June 2022	96.0%																																													
July 2022	96.0%																																													
August 2022	96.0%																																													
September 2022	96.0%																																													
October 2022	96.0%																																													
November 2022	96.0%																																													
December 2022	96.0%																																													
January 2023	96.0%																																													
February 2023	96.0%																																													
March 2023	96.0%																																													
April 2023	96.0%																																													
May 2023	96.0%																																													
June 2023	96.0%																																													
July 2023	96.0%																																													
August 2023	96.0%																																													
September 2023	96.2%																																													